


John's Song




The Hard Hat (Lesson Point)

**God's Love for Us Is More
Than We Can Measure.**



The Blue Print (Lesson Point)

"For God so loved the world that he gave his one and only son, that whoever believes in him shall not perish but have eternal life"
(John 3:16).



The Toolbox (Object Lesson)

In the toolbox have a TAPE MEASURE.

Allow a child to come up and see what is in the toolbox for the day.
Have a paper tape measure for the children to put into their toolboxes.

What did you find in the toolbox today? It looks like a tape measure. I bet this tool is an important one to have in your toolbox if you need to see how long or big something is. Can you think of something in our room that we could measure? (Allow the children some time to measure things around the room.)

Is there a way we can measure love? It says in the Bible that God loves us *so much* that He made a way for us, through Jesus, to have a home with Him in Heaven.

God sent His one and only son, Jesus, to die on a cross for our sins. That's how much He loves us. He wants us to love Him, too! How can we show our love for Him? There are many ways to show our love: We can love others, be kind to those around us, and obey God's Word.

Our story in the Bible today is about a man who obeyed God even if it meant doing something to his only son. Let's open the Bible and see what God has for us today.



Digging into God's Word

(Bible Story)

(Read from *Genesis 22:1-19* or read the story below.
Allow the children to comment on different parts of the story.)

Abraham and Isaac

A long time ago there was a man by the name of Abraham who loved God very much. He and his wife, Sarah, worshipped God and did what God told them to do.



10-3A

One day Sarah overheard some strangers telling Abraham that she was going to have a baby. This seemed silly to Sarah because she was a very old lady and thought that these strangers were telling a joke. She gave a little giggle and went back into her tent. Little did she know that these were God's messengers and this was all in God's plan. Several months later Sarah had a baby boy. Sarah and Abraham named their little boy Isaac. They loved him very much and did everything that God told them to do in raising him to love God like they did.



10-3B

One day God told Abraham to do something to Isaac that made Abraham very sad, but he trusted God and obeyed Him. God told Abraham to take Isaac up to the mountains and lay him on a rock and sacrifice him. (Explain sacrifice to small children as giving up something that they love very much.) Abraham loved Isaac very much but he trusted God and did what He said. So the next morning Abraham loaded Isaac and a bundle of wood and headed for the mountains. Once there, he laid Isaac on a rock and was just about to do as God said, when God blessed Abraham for being faithful and provided a lamb in the bushes as an offering instead of his only son. Abraham was so happy! He did what God told him to do, but God still let him keep his son, Isaac!



10-3C

This is what God did for us. He loves us so much that He wants the best for us; that is why He gave us Jesus. Jesus died on a cross so we can be forgiven for our sins and have eternal life with Him. God loved His Son Jesus very much, but He was willing to sacrifice His Son because He loves us very much, too. God's love is so great that we can't even measure it.



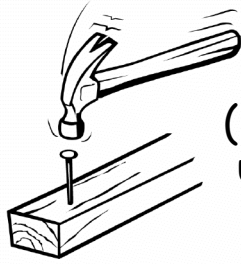
Reproducible 10-3A



Reproducible 10-3B



Reproducible 10-3C



Nailing It Home (Discussion and Questions)

Use this time to talk about the story

1. What did God ask Abraham to do?
2. Did God love Abraham and Isaac?
3. What does it mean to "sacrifice"?
4. Did Abraham obey God?
5. Why did God send His only Son?
6. Since Abraham obeyed God, do you think he will have a home in heaven? (eternal life)



Song: John's Song

(John 3:14-16)


Music by Mary Rice Hopkins

As Moses lifted up the serpent in the wilderness
Even so must the Son of Man be lifted up
That whoever believes in Him should not perish
But have eternal life.

For God so loved the world that He gave
His only Son
That whosoever believeth in Him should not perish
But have everlasting life

John three fourteen through sixteen

©2000 Big Steps 4 U. Administered by Music Services
All Rights Reserved. International Copyright Secured.



In the Construction Zone

Art ~ Child-Directed Art
Craft ~ Teacher-Directed Craft
Activity ~ Small or Large Group Activity

Things I Love ~ Art

You Will Need the Following but Not Limited to:

- Old Magazines
- Paper
- Glue / Tape / Stapler
- Scissors
- Paint / Crayons / Markers
- Stickers

Allow the children to create things that they love.

God's Love is Un-Measurable ~ Craft

You Will Need the Following:

- One ruler per child
- Sequins / Plastic Jewels
- Items to decorate their rulers
- Markers / Paint / Crayons
- Construction Paper
- Scissors / Glue
- String
- Hole Punch

Allow the children to decorate their rulers however they would like.

Hang a piece of paper from the ruler with the words: "God's Love is Un-measurable." This can be pre-written for smaller children or have pens available for the older children to write the words themselves.

Attach paper to the ruler to make a hanging sign.

What Do You Love? ~ Activity

During this activity the children will be talking about different things that they love very much. (Examples: Mom and dad, a toy, maybe a very special friend.) Have available a BIG paper heart that you can write on. Have the children tell you what they love very much, something that they would not want to give away. Smaller children may need help getting started with this. Maybe start the conversation with your own idea. Be sure to write down something for every child and hang the paper heart in the room as a reminder of God's love for us. He did not give up toys or other items, but He gave us His one and only Son so we can live forever with Him. God's love for us is so BIG it cannot be measured,



Lunch Break (Snack Time)

Provide a snack that will help emphasize the day's lesson. Be sure to check for any allergies before planning a snack item.

For today's snack provide each child with a "Fruit by the Foot." Allow the children to unravel their treat and see how long it is. Talk about how God's love for us can not be measured. Is there any way that we can measure our love for Him? (Obey, read His Word, pray, worship Him.)



Clocking Out (Closing Prayer)

This is a time to close up your lesson. Answer any questions that may have come up throughout the day.

Have prayer together.

"Thank you, Jesus, for loving me so much that I can't measure it. Thank you for preparing a home in Heaven for me. I love you, Jesus. Help me to show my love to You by obeying, reading the Bible, praying and worshipping You.

In Jesus' Name, Amen.

