




# Love From Above



## VALENTINE'S MONTH

By Mary Rice Hopkins

For your object lesson or children's sermon today have a Valentine Card available.



February is a very special month of the year. Does anyone know what happens in February? That's right; it is Valentine's month, a month to show others how much you love them. I have a very special Valentine card to show you that I received from a special friend. (Hold it up and show it to the children.) It means a lot to me. Do you like getting Valentine's cards or gifts?

It is fun to receive a note from someone who really cares about you. It makes you feel special. However, I think what is even more fun is to be able to give or do something for someone else. Do you know someone you could do something special for? How can you show them you care about them? (ie.,

Be kind, be a friend, help them and share with them, etc.)

"God tells us in the Bible about a little boy who shares his lunch with some very hungry people. Let's read more about this in the Bible."

# A Bunch for Lunch

Bible Lesson (John 6:1-13)

By Mary Rice Hopkins



Our lesson today is about a little boy who shares his lunch with a HUGE crowd. Jesus had been teaching all day and the crowd started to get hungry. So, this little boy went to Jesus and gave him his 5 loaves of bread and 2 fish. Jesus took what the little boy had and thanked him. However, the BIG problem was there were 5,000 VERY hungry men and their families. Jesus took the food and looked up to Heaven and prayed a prayer, and God multiplied the bread and fish to feed all the hungry people that day.

Do you ever pray before you eat? What do you say? Why do you think God provided for all those people? (Let them respond) Yes, you're right, because He loved them so much. That's quite a gift, isn't it? Jesus had a way of showing his love that was right before their eyes. In the same way, we need to share what we have with other, the love that God has given us.

Where can we learn more about God's love? That's right, in the Bible. (Hold up the Bible for the children to see.) This is God's love letter to you. It's the best Valentine of all. He tells us just how much He loves each one of us. He sent his son, Jesus, to be our friend who never leaves us. If you know this verse, say it with me. "For God so loved the world...." (John 3:16).

# Role Play

By Mary Rice Hopkins


Allow the children to act out the Bible lesson today. Designate children to portray the boy, the crowd, Jesus, and the other disciples. Provide five hard dinner rolls, plastic fish, cloth napkins, and a picnic basket for the props.

Encourage the children to pretend to be hungry, i.e., rubbing their tummies and saying aloud, "I'm so hungry. I can't wait to eat." Bring in scrap fabric and thick yarn to create biblical-style head pieces. You may want to have the children perform for other classes or on a special parent day.

Also, another way is to role play the song, "Little Bit of Love." This is a great activity to do together and provide a way to think about the words of the song.

## Five Loaves of Bread

By Mary Rice Hopkins



Have five children stand in the front of the group; and, as you read the poem below, have one sit down till only one remains.

Five baskets of bread by the shore,  
One was eaten and then there were four.

Four loaves of bread in the basket by the tree  
One was eaten and then there were three.

Three loaves of bread and five fish, too,  
One was eaten and then there were two.

Two loaves of bread, looking like a bun,  
One was eaten, and then there was one.


One loaf of bread by Jesus was blessed.  
Then there were thousands to give the rest.

[www.Maryricehopkins.com](http://www.Maryricehopkins.com)

(May be duplicated for personal use and not for publication.)

# Snack Time

By Brenda Carpenter



For a snack today, have a "Heart Party." Everything that you eat, have it in a heart shape.

Examples: Heart-shaped gelatin, heart-shaped cinnamon toast, heart-shaped cookies, and a heart-shaped cake (let your children help decorate it). Make your snack time a great celebration of God's love.

## Arts and Crafts

### Flower Power Thank You

By Brenda Carpenter

During this time the children will get to make something for someone who has shown great love to them: parents, friends, grandparents, or neighbors.

#### You Will Need the Following

- Pattern of a flower with 5 petals (on each petal write the words "Thank" "You" "For" "Loving" "Me")
- Pattern of leaves
- Craft Stick
- Small wrapped candy
- Glue
- Crayons / Markers

Have your children color and decorate their flowers for a special person. Once they are done, have them cut out the flowers. (Younger children may need help with the cutting.) When done, glue the flower and the leaves onto the craft stick. Once the flower is dry, help your child glue the wrapped candy in the center of the flower. This makes a special treat for the one they are giving the flower to.

[www.Maryricehopkins.com](http://www.Maryricehopkins.com)

(May be duplicated for personal use and not for publication.)


# Valentine Cards

By Brenda Carpenter

Let those special people around you know how much you love them. Make home-made Valentine cards for family, friends, and neighbors.

## Have available:

- Red, Pink, White, and Purple Paper (Hearts, shapes and plain)
- Scissors
- Glue
- Markers
- Envelopes
- Pencils



Help younger children write what is on their minds and allow older children to write their own words. Have fun as a family or as a class making cards to express not only your love for others but also God's love for them too.

# Little Bit of Love

(Words and Music by Mary Rice Hopkins)

(Chorus)

A little bit of love goes  
A long, long way  
A little bit of love goes  
A long, long way  
A little bit of love  
Goes a long, long way  
Ooh ooh a little bit of love

On the Sea of Galilee  
There gathered a big crowd  
But food ran out without a doubt  
And the boy said out loud

I will share my two fish  
And my five loaves of bread  
Jesus took them in His hand  
And the multitudes were fed

(Chorus)

There was a guy who  
Was paralyzed  
He could not stand or walk  
So his friends tried to get him in  
The house where Jesus taught  
They didn't want to push  
And shove  
As the crowds grew and grew  
So they took him way  
High above  
And down through the roof

A little bit of love  
A little of faith  
We can never,  
Ever give too much  
So come on and give  
Come on and give  
Your love away

# Stand in Line for a Valentine

By Mary Rice Hopkins

Have the children sit in a circle. Say: "I am going to play the 'Little Bit of Love' song and pass this Valentine around the circle while I play the music. When the music stops, whoever has the Valentine will say something special about the person on their right. We will play the song until everyone has a turn."

Ask them: "How does it feel to hear someone say nice things about you?" (Let them respond). Do you feel special? How does it feel when someone gives you a Valentine that is meant just for you? A Valentine is something to show that we care for someone else; it's a way to show our love to one another.

## Closing Prayer



Dear Heavenly Father, Thank you for showing Your love for us everyday. When we wake up each morning, we are reminded of how much You love us by just looking outside at Your beautiful creation. Thank you for providing for all that we need. We love you, Lord, Amen.

### Other Resources and Songs That Go with This Lesson

Boomerang on "In My Garden" CD and DVD  
God's Love on "Big Steps for Little Feet" CD  
Banner of Love on "Good Buddies" CD and Video  
Little Is Much on "15 Singable Songs"  
Sermons 4 Kids @ [www.sermons4kids.com](http://www.sermons4kids.com)

[www.Maryricehopkins.com](http://www.Maryricehopkins.com)

(May be duplicated for personal use and not for publication.)