



Let Your Light Shine

By Brenda Carpenter

"Let your light shine before men in such a way that they may see your good works and glorify your Father who is in heaven" (Matthew 5:16).

Children's Sermon

You will need to have available a flashlight. You can also create a small paper campfire to sit around while doing this lesson.

"Let's take a minute and think of your favorite place you like to go during summer vacation. How many of you like to go camping? (Give the children time to respond.) Or what about going to the beach? (Again, give the children time to respond.) My favorite place is camping up in the mountains. I like to stay up and sit around the campfire and tell stories. Unfortunately, it is dark when we build our fire so I make sure that I have my flashlight close so I can see where I am going.

How many of you like to go to the beach and see the big waves come crashing over the rocks? This is pretty to see during the day, but at night it can be dangerous because ships can not see the rocks ahead. What do you think they look for if they can not see and need to find their way to shore? That's right, a lighthouse. Lighthouses sit tall upon a rock and shine their light out into the ocean so ships know the shore is just ahead.

In the Bible there is a story about a man by the name of Moses who helped lead thousands of people out of Egypt and into the land that God had promised them. Moses did not have a map to know which way to go, so God gave him a special guide in the sky to help. Read Exodus 13:21 together to hear what God gave Moses to follow.

God wants us to be a light shining for Him. Just like the lighthouse helps ships find the shore, our light can help those who may need to find Jesus. How can you be a lighthouse today?

www.Maryricehopkins.com

(May be duplicated for personal use and not for publication.)



Song: Lighthouse

(Words and Music by Mary Rice Hopkins)

Play and sing the song to introduce the Children's Sermon

Lighthouse

If I am the salt of the earth
I'll make sure my salt shaker works
And if I am a light on a hill
I will not run when I need to be still

'Cause salt can lose its flavor
And a light can grow dim
But I wanna be salt of the earth
And a light to the world and my friends


I'll be a lighthouse shining above
I'll be a lighthouse sharing His love
And if my flame flickers and my well runs dry
I know Jesus lives inside my lighthouse

I can't hide it oh no
Like a seed my roots need to grow
I've gotta share it oh yes
I'm telling' others just how I've been blessed

And they can't come to the harbor of light
If they're shipwrecked again
'Cause I wanna be salt of the earth
And a light to the world and my friends

©1992, 1999 Big Steps 4 U Music ACAP. All rights reserved.
International copyright secured.

Shadow ~ Art



Playing in the sun can be so much fun, especially when you have a sidewalk and some chalk.

If you have a sunny day, take the children outside and do some shadow chalk art. Show the children how when you stand with the sun on your back, you can see a shadow of yourself.

Trace the children and allow them to color in their shadows. Example: clothes, hair, eyes, nose, mouth, shoes, etc.



Salt Painting ~ Craft



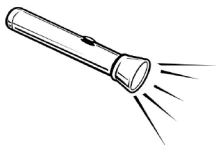
It not only tells us in the Bible to be the light of the world but also that we are to be the salt of the earth. What do you think God means by that? When your mom or dad cooks dinner, they may add salt to make the food taste better. God wants us to live a life that shows others who He is. We can do this by showing others His love, being kind to others, or helping a friend who may need help. These are all things that Jesus shows. Just like adding salt to food makes it taste better, adding kindness to those around us makes the world a better place.

For Today's Craft You Will Need

- Different colors of paint
- Salt
- Paper

Add some salt to the paint to make a grainy texture. Allow the children to paint any picture that they would like to. Once the picture is dry, their painting will have a shiny, sparkling shine to it.

Flashlight Freeze ~ Activity



This game will be played like Red Light, Green light, but with a little twist.

When the flashlight is on, the children are free to move around the room. They can jump, dance, skip, walk, or whatever they would like.

Once the light goes off, they must freeze.

See how still they can be till the light comes back on.



Candlelight ~ Snack



Each child will get to make their own snack today using the following items:

- Large Stick Pretzels
- Pre-sliced cheese
- Plastic knives for cutting

Have the children cut their own "flame" shape out of the cheese and stick it to the top of their pretzels.

"Let your light shine before men in such a way that they may see your good works, and glorify your Father who is in heaven" (Matthew 5:16).



Closing Prayer

Dear Heavenly Father, thank you for our lesson today. Help us to be a shining light for those around us. Let them see You in everything that we do.

In Jesus' Name, Amen.


www.Maryricehopkins.com

(May be duplicated for personal use and not for publication.)

Layout and design of Mary Rice Hopkins' Devotion in Motion by Linda Stevenson


Great Resources for Active Learners

By Mary Rice Hopkins



Shine Your Light in Your Neighborhood

With These Songs by Mary Rice Hopkins



Available in Split-Track and Stereo

Hold On
Children, Children
Lighthouse
All Things Work Together
The Kid Next Door
It All Begins with You

Never Gonna Quit
That's Why I Need You
Whale of a Tale
Everybody Has a Body
First Heartbeat
God's Not Finished

You Are My Shepherd

13 LESSONS AND SONGS
Teaching the FRUIT OF THE SPIRIT



New!

Includes Split Track/Stereo CD



CRAFTS • GAMES • SNACKS
SIMPLE PRAYERS • STORY TIME
OBJECT LESSONS • LYRICS • BIBLE APPLICATION

To accompany In My Garden CD, DVD, Video and Songbook

Pre-K — Second Grade

13 LESSONS and SONGS
Teaching the MIRACLES of JESUS



Includes Split-Track/Stereo CD



OBJECT LESSONS • SONG LYRICS
BIBLE APPLICATION • CRAFTS • ACTIVITIES
SNACKS • SIMPLE PRAYERS • STORY TIME

To accompany Miracle Mud products

Pre-K — Second Grade

13 Original Songs — Tools to Learn The Books of the Bible,
The Lord's Prayer and Ten More Foundational Scriptures!



OBJECT LESSONS • SONG LYRICS
BIBLE APPLICATION • CRAFTS • ACTIVITIES
SNACKS • SIMPLE PRAYERS • STORY TIME
BONUS — INCLUDES LEAD SHEETS TO SONGS

To accompany Wormanship products

Pre-K — Second Grade

Soon To Be Released
13 Scripture-Based Lessons

With Music by
Mary Rice Hopkins

www.Maryricehopkins.com

(May be duplicated for personal use and not for publication.)