


God Knows What's Best



Heaven's Spotlight

(Lesson Point)

God knows what is best for us.

The Star Verse

(Bible Verse)



"For I know the plans

I have for you..."

(Jer. 29:11).



God's Wonderful Creation

(Object Lesson)

For today's object lesson have pictures of mommies and babies, including animals and their babies, in the globe.

Pick a child to come up and see what is inside.

Inside our globe today there are a bunch of pictures of mommies and their babies. How many of you were once a baby? (Let the children answer.)

Do you think your teacher was ever a baby? Yes, I was once a very little baby. My mommy and daddy would take care of me and make sure I had all the things I needed to grow. Can you think of some of those things? (Allow the children time to share their answers. You might want to have a large piece of paper to write them down for all to see.)

Without an adult to take care of us when we are little, we would not grow up to be healthy and strong people. That is why God gave us Mommies, Daddies, and Grandparents. God knows what is best for us and has provided all that we need.



Exploring God's Word (Bible Story)

Read from *Genesis 3*, or read the story below.
Allow the children to comment on different parts of the story.

Have you ever seen something or tasted something that was so good that you could not take your eyes off of it or stop eating it? This is what Adam and Eve had. God gave them the most beautiful place you have ever seen. It had everything in it they would ever need. God called it the "Garden of Eden." In it, God provided for all their needs.

God told them that they could enjoy all the fruit from the trees and vegetables from the ground; all except one tree. They were not to eat from the tree in the center of the garden.

One day Eve was walking through the garden when she saw a serpent upon the ground. This was not like any serpent or snake that we know today. He actually talked to Eve and told her that eating from this tree would surely not kill her. Eve remembered what God had said, "You may eat from any tree in the garden except the fruit from the tree of the Knowledge of Good and Evil." The serpent told her, "That is not true! God just does not want you to become wise like him." Eve thought about this and decided to just taste it. It was the best fruit she had ever tasted. At the time, nothing happened to her and she did not feel any different. She ran to Adam and told him what the serpent had told her. She gave him the fruit to taste, too. He also agreed that it was the best fruit he had ever had.



Then, all of a sudden they heard God calling out their names. They tried to hide because they both knew that they had done something wrong. They had disobeyed God.



Praise Time

Play the song a few times in the classroom before introducing it to the children.

Song: God Knows What's Best

Words and Music by Mary Rice Hopkins

Adam and Eve were given a garden
A special place to call their very own
God said, "I will give you my garden
But you know you have to leave this one tree alone"
But a serpent came, an awful snake,
A temptation that couldn't wait
His desire to be like God, could not be

(Chorus)


'Cause God knows what's best for His children
God knows what's best after all.
God knows what's best for His children,
Even when His children take a fall.
God knows what's best after all.

So God sent them out of the garden,
'Cause they disobeyed and they ate of the tree.
Then Adam had to work, there was no freedom.
Eve had to labor with her family.
If they hadn't taken that one bite,
They could have turned from wrong to do right.
We should never turn from God's light.

©1998, 1999 Big Steps 4 U. Administered by Music Services. All
Right Reserved. International Copyright Secured.


www.Maryricehopkins.com

(May be duplicated for personal use and not for publication.)




Hidden Treasures (Discussion & Questions)

Use this time to talk about the story.



- What did God make for Adam and Eve? (A beautiful garden)
- What was the name of the garden? (The Garden of Eden)
- What did God provide for them? (Everything they needed)
- Was there anything they could not do? (Eat from the tree of the knowledge of good and evil.)
- Did they obey? (No)
- Does God know what is best for us? (Yes)



Creative Corner

Art ~ Child-Directed Art
Craft ~ Teacher-Directed Craft
Activity ~ Small or Large Group Activity

Veggie Painting ~ Art

When Adam and Eve were in the Garden of Eden, God provided everything they would need to be strong and healthy. In art today the children will get to make veggie and fruit printings.

Have available the following:

- Carrots / Broccoli / Different colored bell peppers / Corn on the cob
- Oranges / Apples / Grapefruit / Grapes
- Different colors of paint to match the colors of food
- Large pieces of paper for the children to make their masterpieces

As the children press and stamp with their fruit and veggies, talk about how God made all of the food for us, because he knows what is good for us.


Stop, Go, Take It Slow ~ Craft

For today's craft the children will be making signs that will be used for the activity.



You Will Need:

- Red paper in the shape of a stop sign
- Green paper in a circle for Go
- Yellow paper in the shape of a Yield sign
- Craft sticks
- Scissors / Glue / Crayons / Markers



Have the child write the words "Stop", "Go", and "Take it Slow" on their papers. Younger children will need help or have the words pre-written. Once done, cut out shapes and glue them onto craft sticks. Keep these signs for the day's activity.

God Knows What's Best ~ Activity

For today's activity each child will need to have their signs that they made in the craft area

Gather together in an area in your room where all the children can sit together. Explain to the children that they are going to be using their signs to show what we should do according to what God wants us to do.

On slips of paper, write out different scenarios for the children to decide what God would want them to do.

Examples:

- "I like to run in the house with my socks on but my mom says 'No.'" Hold up the "Stop" sign.
- "When I smell fresh cookies, I want to eat them all." Hold up the "Take it Slow" sign.
- "The other day the sun came out and I got to play outside." Hold up the "Go" sign.



Taste God's Goodness (Snack Time)

Provide a snack that will help emphasize the day's lesson. Be sure to check for any allergies before planning a snack item.

Make faces on rice cakes -- anything round with small carrots for noses, grapes for eyes, and sugar peas for mouths. You can spread cream cheese on crackers first if you would like.

"God made each of us just like he made Adam and Eve in the Garden of Eden. He made all these good things for us to eat, too, because he knows what is best for us to stay healthy."



Quiet Time With God (Closing Prayer)

This is a time to close up your lesson.
Answer any questions that may have come up throughout the day.
Have prayer together.

Dear God, Thank you that you made us and brought us here today. Thank you for taking care of us and keeping us safe. Please help us do what you want us to do today.

We pray in the name of our Lord Jesus. Amen

